



The United Nations Financial Situation

**Catherine Pollard
Under-Secretary-General
Management Strategy, Policy and Compliance**

United Nations

5 May 2022

Chart 1 - Regular Budget Collection Trend

(US\$ millions)

Monthly collections fluctuate a lot, large amounts are uncertain and received at the end of the year, hindering timely allocation of resources to mandated activities.



United Nations
Financial Situation

■ Regular budget
■ Peacekeeping
■ Tribunals

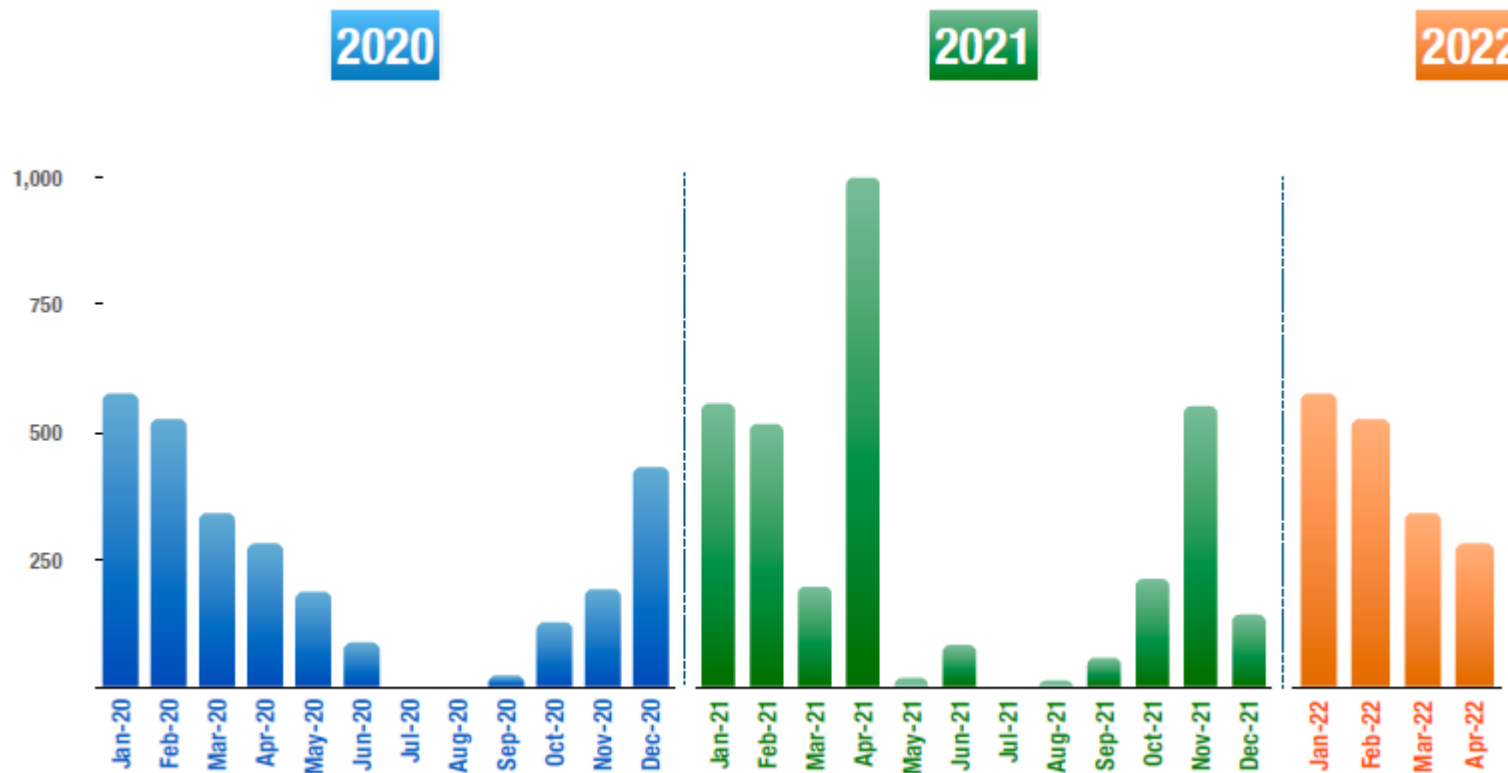


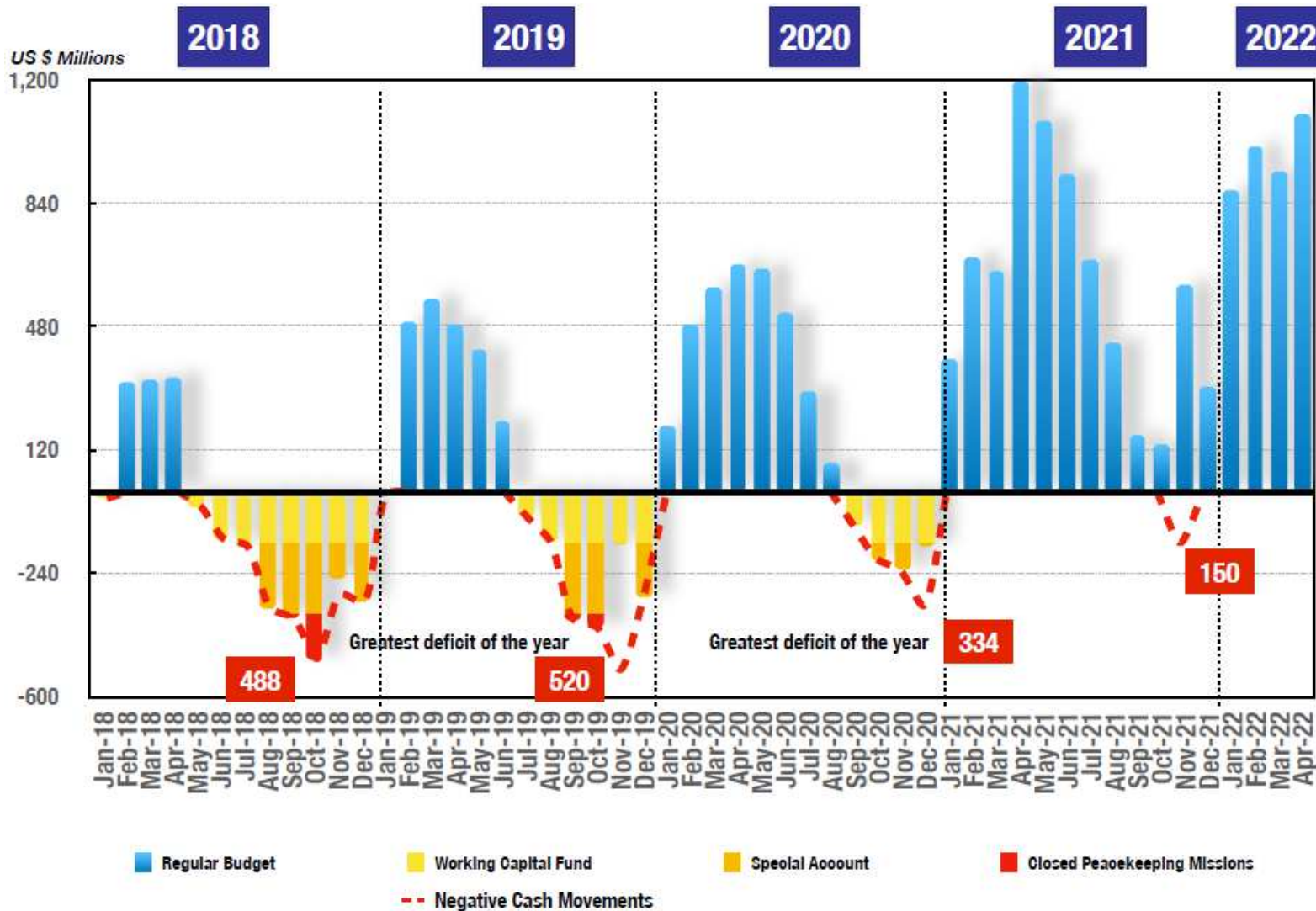
Chart 2 - Regular Budget Cash Balance Trend

(US\$ millions)

Active liquidity management, especially aligning spending to liquidity, has helped conserve cash for business continuity in the second half of each year, when liquidity reserves are severely depleted. But liquidity management comes at the expense of mandate delivery!



United Nations
Financial Situation



■ Regular budget
■ Peacekeeping
■ Tribunals

Chart 3 - Regular Budget Cash Position

(US\$ millions)

Regular budget cash position at the end of 2021 was a significant improvement over 2020. However, the situation at the end of April 2022 was worse than 2021.

	31-Dec-20	31-Dec-21	30-Apr-21	30-Apr-22
Regular Budget	(160)	307	1,401	1,101
Working Capital Fund	150	150	150	150
Special Account	207	208	207	208
Combined General Fund	197	665	1,758	1,459



United Nations
Financial Situation

■ Regular budget
Peacekeeping
Tribunals

Chart 4 - Regular Budget Assessment Status

(US\$ millions)

Unpaid assessments at the end of the year improved, but the situation at the end of April 2022 is worse compared to 2021.



United Nations
Financial Situation

	31-Dec-20	31-Dec-21	30-Apr-21	30-Apr-22
Prior year's balance*	711	808	808	434**
Assessments	2,867	2,955	2,955	2,934
Payments received	2,770	3,328	2,336	1,788
Unpaid assessments	808	434**	1,427	1,581**

■ Regular budget
Peacekeeping
Tribunals

*As at 1 January

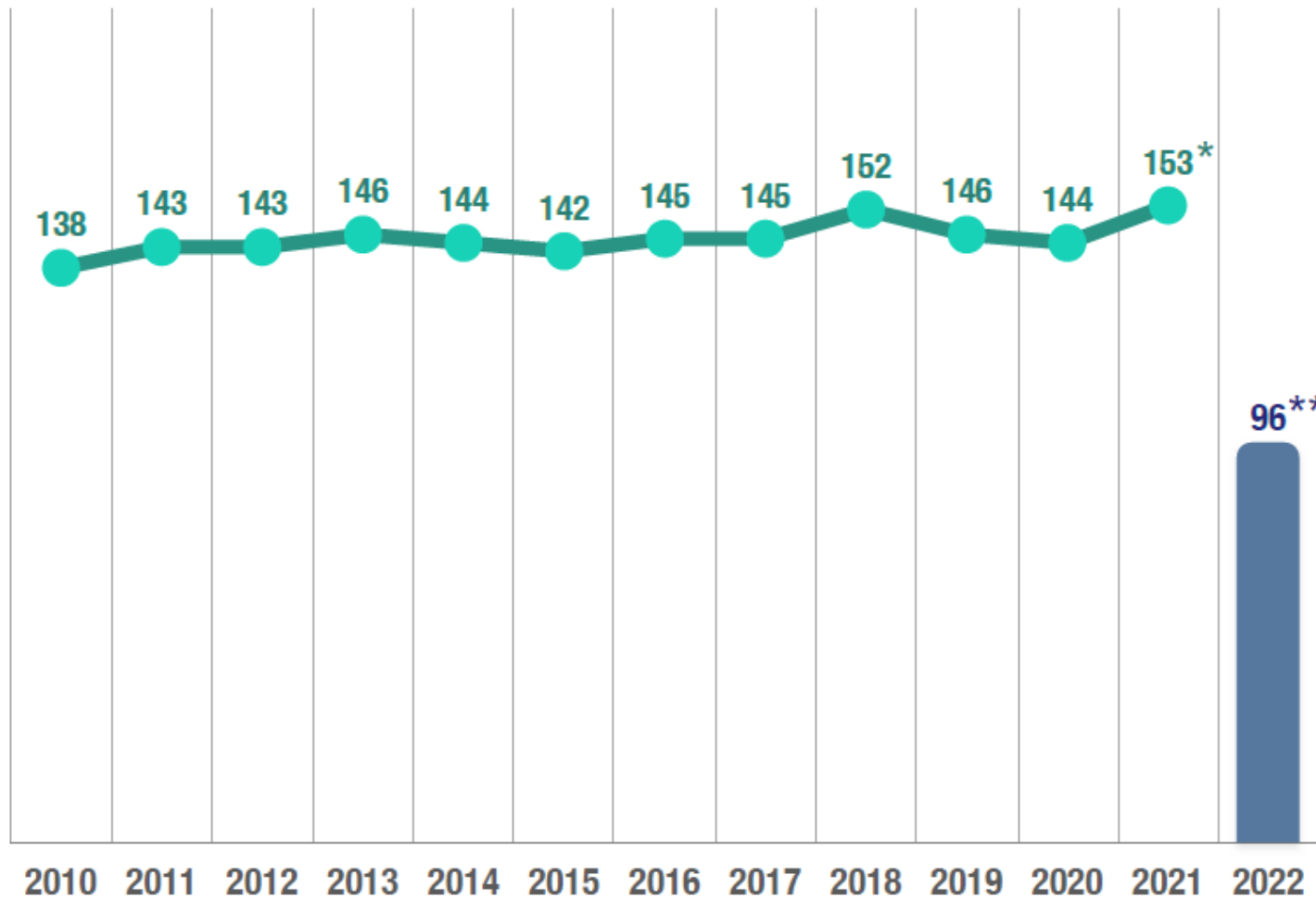
**difference due to rounding

Chart 5 - Regular Budget Assessments

Number of Member States paying in full at Year-End



United Nations
Financial Situation



■ Regular budget
■ Peacekeeping
■ Tribunals

* Record number

** At 30 April 2022, compared to 98 Member States at 30 April 2021

Chart 6 - Regular Budget Assessments

Fully paid at 31 December 2021: 153 Member States*

Albania	Cote d'Ivoire	Indonesia	Montenegro	Sierra Leone
Algeria	Croatia	Iraq	Morocco	Singapore
Andorra	Cuba	Ireland	Mozambique	Slovakia
Armenia	Cyprus	Israel	Namibia	Slovenia
Australia	Czech Republic	Italy	Nauru	South Africa
Austria	Democratic People's Republic of Korea	Jamaica	Nepal	Spain
Azerbaijan	Denmark	Japan	Netherlands	Sri Lanka
Bahamas	Djibouti	Kazakhstan	New Zealand	Sweden
Bahrain	Dominica	Kenya	Nicaragua	Switzerland
Bangladesh	Dominican Republic	Kiribati	Niger	Thailand
Barbados	Egypt	Kuwait	North Macedonia	Timor-Leste
Belarus	El Salvador	Kyrgyzstan	Norway	Togo
Belgium	Eritrea	Lao People's Democratic Republic	Oman	Tonga
Belize	Estonia	Latvia	Palau	Trinidad and Tobago
Benin	Eswatini	Lebanon	Paraguay	Tunisia
Bhutan	Ethiopia	Libya	Philippines	Turkey
Bolivia (Plurinational State of)	Fiji	Liechtenstein	Poland	Turkmenistan
Bosnia and Herzegovina	Finland	Lithuania	Portugal	Tuvalu
Botswana	France	Luxembourg	Qatar	Uganda
Brunei Darussalam	Georgia	Malaysia	Republic of Korea	Ukraine
Bulgaria	Germany	Maldives	Republic of Moldova	United Arab Emirates
Burundi	Greece	Mali	Romania	United Kingdom of Great Britain and Northern Ireland
Cabo Verde	Grenada	Malta	Russian Federation	United Republic of Tanzania
Cambodia	Guatemala	Marshall Islands	Rwanda	Uruguay
Canada	Guinea-Bissau	Mauritania	Saint Kitts and Nevis	Uzbekistan
Central African Republic	Guyana	Mauritius	Saint Lucia	Viet Nam
Chad	Haiti	Mexico	Samoa	Yemen
Chile	Honduras	Micronesia (Federated States of)	San Marino	Zambia
China	Hungary	Monaco	Saudi Arabia	Zimbabwe
Colombia	Iceland	Mongolia	Senegal	
Costa Rica	India		Serbia	
			Seychelles	



United Nations
Financial Situation

■ Regular budget
Peacekeeping
Tribunals

* compared to 144 Member States at 31 December 2020

Chart 7 - Regular Budget Honour Roll

Fully paid within the 30-day period specified in Financial Regulation 3.5 (by 9 February 2022): 53 Member States*

Algeria	Georgia	Netherlands
Armenia	Germany	Norway
Australia	Hungary	Palau
Austria	Iceland	Poland
Azerbaijan	India	Portugal
Bahrain	Ireland	Qatar
Barbados	Kazakhstan	Republic of Korea
Belgium	Kuwait	Singapore
Bosnia and Herzegovina	Latvia	Slovakia
Brunei Darussalam	Liechtenstein	Sweden
Bulgaria	Lithuania	Switzerland
Canada	Luxembourg	Timor-Leste
Cuba	Malaysia	Tuvalu
Cyprus	Malta	Ukraine
Denmark	Morocco	United Arab Emirates
Estonia	Namibia	Viet Nam
Finland	Nauru	Zambia
France	Nepal	



United Nations
Financial Situation

■ Regular budget
Peacekeeping
Tribunals

* compared to 41 Member States in 2021

Chart 8 - Regular Budget Assessments

Fully paid at 30 April

2021

2022

<u>JAN.</u>	<u>FEB.</u>	<u>FEB. CONT.</u>	<u>APR.</u>
Armenia	Albania	Philippines	Bangladesh
Belgium	Australia	Poland	Barbados
Bulgaria	Austria	San Marino	China
Canada	Azerbaijan	Serbia	Egypt
Cuba	Bahrain	Slovenia	Greece
Denmark	Bhutan	South Africa	Indonesia
Finland	Bosnia and Herzegovina	Spain	Jamaica
Germany	Brunei Darussalam	Thailand	Japan
Iceland	Chad	Turkmenistan	Kazakhstan
India	Croatia	United Arab Emirates	Mali
Ireland	Cyprus	Viet Nam	Qatar
Kiribati	Czech Republic	<u>MAR.</u>	Russian Federation
Latvia	Djibouti	Algeria	Saint Lucia
Luxembourg	Estonia	Bahamas	United Kingdom of Great Britain and Northern Ireland
Malta	France	Benin	Uzbekistan
Mongolia	Hungary	Botswana	
Nauru	Italy	Cambodia	
Netherlands	Kuwait	Colombia	
New Zealand	Kyrgyzstan	Democratic People's Republic of Korea	
Republic of Korea	Liechtenstein	Dominican Republic	
Singapore	Lithuania	Fiji	
Slovakia	Malaysia	Georgia	
Sweden	Montenegro	Maldives	
Switzerland	Morocco	Micronesia (Federated States of)	
Ukraine	Namibia	Monaco	
	Nepal	Nicaragua	
	Norway	Portugal	
		Republic of Moldova	
		Romania	
		Samoa	
		Tunisia	
		Tuvalu	

TOTAL: 98

<u>JAN.</u>	<u>JAN. CONT.</u>	<u>MAR.</u>
Algeria	Qatar	Angola
Armenia	Republic of Korea	Antigua and Barbuda
Azerbaijan	Singapore	Colombia
Barbados	Slovakia	Czech Republic
Belgium	Sweden	Ethiopia
Brunei Darussalam	Switzerland	Greece
Bulgaria	Ukraine	Italy
Canada	United Arab Emirates	Jordan
Cuba	Viet Nam	Kenya
Denmark		Kiribati
Estonia	<u>FEB.</u>	Nigeria
Finland	Australia	North Macedonia
Georgia	Austria	San Marino
Germany	Bahrain	Serbia
Hungary	Bhutan	Thailand
Iceland	Bosnia and Herzegovina	Trinidad and Tobago
India	Cyprus	<u>APR.</u>
Ireland	Fiji	Andorra
Kazakhstan	France	Bangladesh
Kuwait	Kyrgyzstan	Benin
Latvia	Lithuania	Botswana
Liechtenstein	Maldives	Cambodia
Luxembourg	Monaco	Egypt
Malaysia	Mongolia	Jamaica
Malta	Morocco	Japan
Namibia	Nepal	Mauritius
Nauru	New Zealand	Nicaragua
Netherlands	Republic of Moldova	Philippines
Norway	Samoa	Turkey
Palau	Slovenia	Turkmenistan
Poland	South Africa	United Kingdom of Great Britain and Northern Ireland
Portugal	Spain	
	Timor-Leste	
	Tuvalu	
	Zambia	

TOTAL: 96



**United Nations
Financial Situation**

**Regular budget
Peacekeeping
Tribunals**

Chart 9 - Unpaid Regular Budget Assessments

(US\$ millions)

Member State	30-Apr-22
United States	1,016
China	222
Argentina	72
Brazil	57
Russian Federation	53
Other Member States	161
Total	1,581



United Nations
Financial Situation

■ Regular budget
Peacekeeping
Tribunals

Chart 10 - Peacekeeping: Assessment Status

(US\$ millions)

Peacekeeping assessments by April 2022 were higher compared to the same period in 2021, due to the timing of decision on scale of assessment rates applicable to 2022.



United Nations
Financial Situation

Regular budget
Peacekeeping
Tribunals

	31-Dec-20	31-Dec-21	30-Apr-21	30-Apr-22
Prior-years balance*	3,396	3,184	3,184	1,382
Assessments	6,593	3,996	804	3,076
Payments/credits received	6,805	5,798	1,503	1,632
Unpaid assessments**	3,184	1,382	2,485	2,826

* As at 1 January

** Including unpaid assessments within 30-day period:
at 31 Dec 2021 (MONUSCO - \$22 million); and
at 30 Apr 2022 (UNSOS - \$74 million)

Chart 11 - Unpaid Peacekeeping Assessments by Operation at 30 April 2022

(US\$ millions)



United Nations
Financial Situation

Regular budget
■ Peacekeeping
Tribunals

Peacekeeping	2021 and Prior	2022	Total
Active Missions			
UNDOF	10.2	16.7	26.9
UNIFIL	49.0	136.5	185.5
UNFICYP	11.2	8.1	19.3
MINURSO	40.8	15.6	56.4
UNMIK	29.1	10.9	40.0
MONUSCO	129.0	286.5	415.5
UNAMID*	123.4	23.3	146.7
UNISFA	24.5	54.0	78.5
UNMISS	140.2	310.6	450.8
UNSOS	112.8	146.1	258.9
MINUSMA	88.6	323.4	412.0
MINUSCA	67.4	272.3	339.7
Subtotal	826.2	1,604.0	2,430.2
Closed Missions			
	395.9	-	395.9
TOTAL	1,222.1	1,604.0	2,826.1

*Closing mission

Chart 12 - Peacekeeping Assessments

Fully paid for all assessments due and payable at 31 December 2021:

56 Member States*



Algeria	France	Netherlands
Armenia	Germany	New Zealand
Austria	Greece	Nicaragua
Bahrain	Guinea-Bissau	Poland
Barbados	Guyana	Portugal
Belgium	Hungary	Qatar
Botswana	Iraq	Republic of Korea
Bulgaria	Ireland	Romania
Canada	Israel	Russian Federation
Central African Republic	Italy	Rwanda
Costa Rica	Kazakhstan	Singapore
Cote d'Ivoire	Kyrgyzstan	Slovakia
Croatia	Latvia	Slovenia
Cuba	Liechtenstein	Spain
Cyprus	Malta	Sweden
Democratic People's Republic of Korea	Mexico	Thailand
Denmark	Monaco	Tonga
Estonia	Mongolia	Tuvalu
Finland	Namibia	



United Nations
Financial Situation

Regular budget
■ Peacekeeping
Tribunals

*Compared to 47 Member States at 31 December 2020

Chart 13 - Peacekeeping Assessments

Fully paid at 30 April



2021

Armenia	Lesotho
Australia	Liechtenstein
Austria	Lithuania
Azerbaijan	Luxembourg
Bahrain	Malaysia
Barbados	Malta
Belgium	Monaco
Bhutan	Netherlands
Botswana	New Zealand
Bulgaria	Nicaragua
Canada	Norway
China	Poland
Cuba	Portugal
Cyprus	Qatar
Czech Republic	Republic of Korea
Denmark	Republic of Moldova
Estonia	Romania
Finland	Russian Federation
France	Samoa
Germany	Singapore
Hungary	Slovakia
Iceland	Spain
India	Sweden
Ireland	Switzerland
Israel	Thailand
Kazakhstan	Zambia
Latvia	

TOTAL: 53

2022

Armenia	Kyrgyzstan
Australia	Latvia
Austria	Liechtenstein
Azerbaijan	Luxembourg
Bahrain	Malaysia
Barbados	Monaco
Belgium	Nauru
Bhutan	Netherlands
Botswana	New Zealand
Brunei Darussalam	Norway
Bulgaria	Poland
Canada	Portugal
Cuba	Qatar
Cyprus	Republic of Korea
Ethiopia	Republic of Moldova
Fiji	Romania
Finland	Singapore
France	Slovakia
Georgia	South Africa
Germany	Spain
Hungary	Sweden
Iceland	Switzerland
India	Tuvalu
Ireland	Zambia
Israel	
Italy	
Japan	

TOTAL: 51



United Nations
Financial Situation

Regular budget
Peacekeeping
Tribunals

Chart 14 - Unpaid Peacekeeping Assessments

(US\$ millions)

<u>Member State</u>	<u>30-Apr-22</u>
United States	1,401
China	571
Brazil	233
Saudi Arabia	153
Venezuela (Bolivarian Republic of)	89
Other Member States	379
Total	2,826



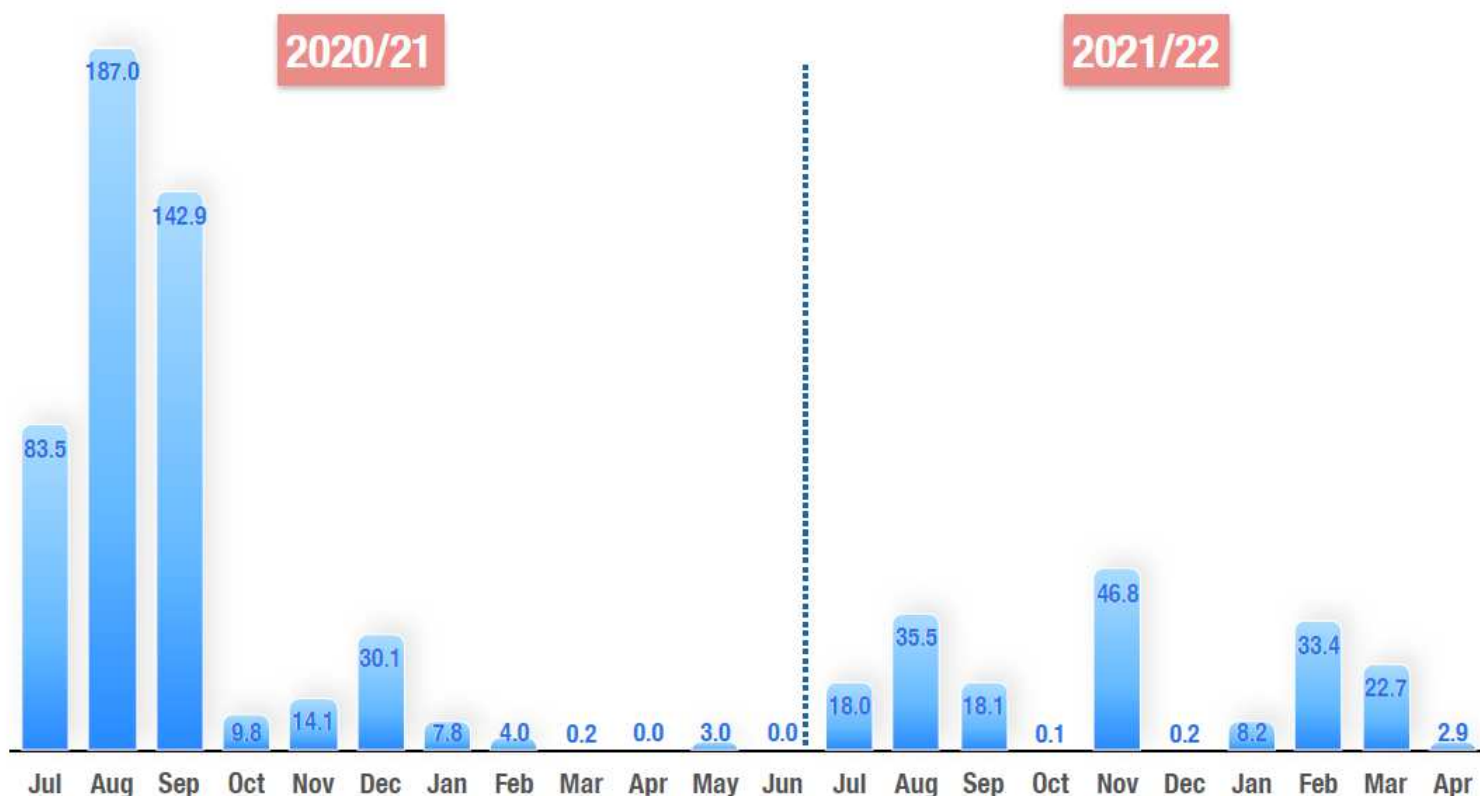
United Nations
Financial Situation

Regular budget
■ Peacekeeping
Tribunals

Chart 15 – Advance Collections for Peacekeeping

(US\$ millions)

Advance collections as approved in resolution 73/307* are lower in 2021/22 owing a new scale year



For the second half of the current peacekeeping fiscal period, assessments were issued based on the new scale approved for the year 2022. Assessments issued in January 2022 for non-mandated periods: \$518 million

*As requested by the General Assembly in its resolution 73/307 relating to the Secretary-General’s report A/73/809 on “Improving the financial situation of the United Nations”, the Secretary-General issued assessment letters for peacekeeping operations for the full budget period approved by the General Assembly, including the estimated budget for the period for which the mandate has not yet been approved by the Security Council with the understanding that this amount is considered due within 30 days of the effective date of the extension of a peacekeeping operation’s mandate.



United Nations
Financial Situation

Regular budget
Peacekeeping
Tribunals

Chart 16 - Peacekeeping Assessments

Paid in full for peacekeeping 2021/22 fiscal year for all missions including for non-mandated periods: 25 Member States



- | | |
|-----------|--------------|
| Armenia | Israel |
| Australia | Japan |
| Barbados | Kyrgyzstan |
| Belgium | Netherlands |
| Botswana | New Zealand |
| Bulgaria | Portugal |
| Canada | Singapore |
| Cuba | South Africa |
| Cyprus | Spain |
| Ethiopia | Sweden |
| Fiji | Switzerland |
| Finland | |
| France | |
| Hungary | |

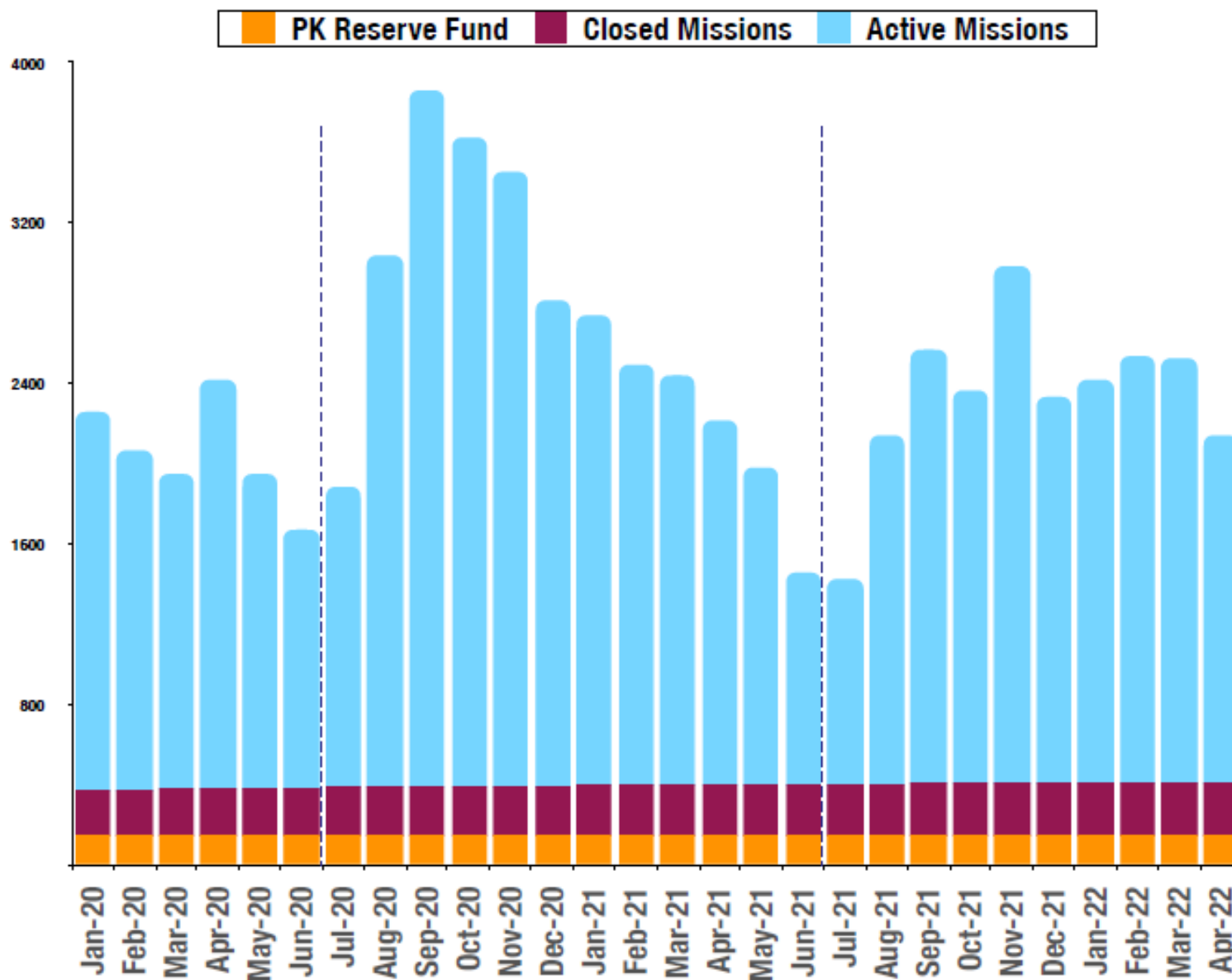


*United Nations
Financial Situation*

Regular budget
■ Peacekeeping
Tribunals

Chart 17 - Peacekeeping Cash Position for 2020-2022

(US\$ millions)



United Nations
Financial Situation

Regular budget
Peacekeeping
Tribunals

Chart 18 - Outstanding Payments to Member States

(US\$ millions)

Payments for troops/formed police units/COE claims are current for all missions, except for UNAMID



United Nations
Financial Situation

Regular budget
■ Peacekeeping
Tribunals

	31-Dec-20	31-Dec-21	30-Apr-21	30-Apr-22
Troops/formed police units*	44	31	23	12
COE claims (active missions)**	28	21	42	25
Total active peacekeeping missions	72	52	65	37
COE claims (closed missions)	86	86	86	86
Grand Total@@	158	138	151	123

* Payments for troops/formed police unit costs are settled for UNAMID up to 31 March 2021. Outstanding amounts as of 30 April 2022 include certified claims in UNAMID for the period April to December 2021 (\$12 million).

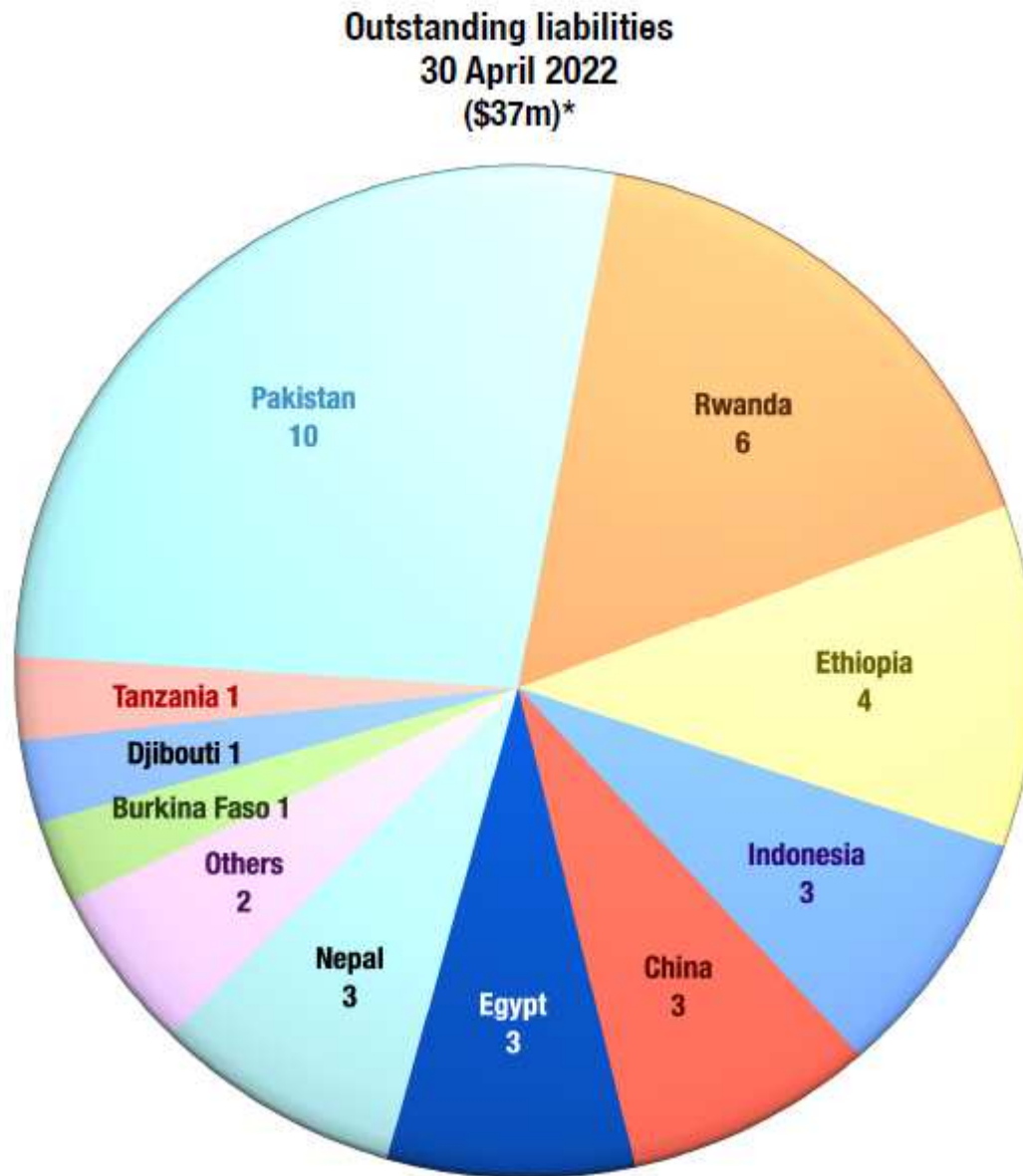
**Payments for COE claims have been settled for UNAMID up to 31 December 2020. Outstanding amounts as of 30 April 2022 include certified claims in UNAMID for the period from January to December 2021 (\$25 million).

@@ Does not include Letters of Assist and death and disability claim costs which have balances of \$100.6 million and \$9.4 million respectively as at 30 April 2022.

Chart 19 – Outstanding Liabilities to Member States

(for Troops/Formed Police Units and Contingent-owned Equipment)

(US\$ millions)



United Nations
Financial Situation

Regular budget
■ Peacekeeping
Tribunals

*excludes Closed Peacekeeping Mission's liabilities, Letters of Assist and death and disability claims.

Chart 20 - Tribunal Assessments at 30 April 2022

(US\$ millions)

	Last Assessed	Assessed in 2022	Unpaid Assessments
MICT	January 2022	72	64
ICTY	January 2018	-	21
ICTR	January 2016	-	6
Total		72	91*

*Compared to \$86 million at 30 April 2021



United Nations
Financial Situation

Regular budget
Peacekeeping

■ Tribunals

Chart 21 - Tribunal Assessments

Fully paid at 30 April 2022: 73 Member States*



*United Nations
Financial Situation*

Regular budget
Peacekeeping

■ **Tribunals**

Andorra	Denmark	Latvia	Romania
Armenia	Estonia	Liechtenstein	Saint Kitts and Nevis
Australia	Ethiopia	Lithuania	Saint Lucia
Austria	Finland	Luxembourg	Samoa
Azerbaijan	France	Malaysia	San Marino
Bahrain	Georgia	Maldives	Serbia
Barbados	Germany	Mauritania	Singapore
Belgium	Greece	Mauritius	Slovakia
Bhutan	Hungary	Monaco	Slovenia
Bosnia and Herzegovina	Iceland	Namibia	South Africa
Botswana	India	Nauru	Spain
Brunei Darussalam	Ireland	Netherlands	Sweden
Bulgaria	Israel	New Zealand	Switzerland
Cambodia	Italy	Nicaragua	Thailand
Canada	Japan	Poland	Timor-Leste
Cuba	Kazakhstan	Portugal	Tuvalu
Cyprus	Kuwait	Qatar	Ukraine
Czech Republic	Kyrgyzstan	Republic of Korea	Uzbekistan
		Republic of Moldova	

*Compared to 76 Member States at 30 April 2021

Chart 22 - Unpaid Tribunal Assessments

(US\$ millions)

<u>Member State</u>	<u>30-Apr-22</u>
United States	38
Russian Federation	25
China	12
United Kingdom of Great Britain and Northern Ireland	3
Brazil	2
Other Member States	11
Total	91



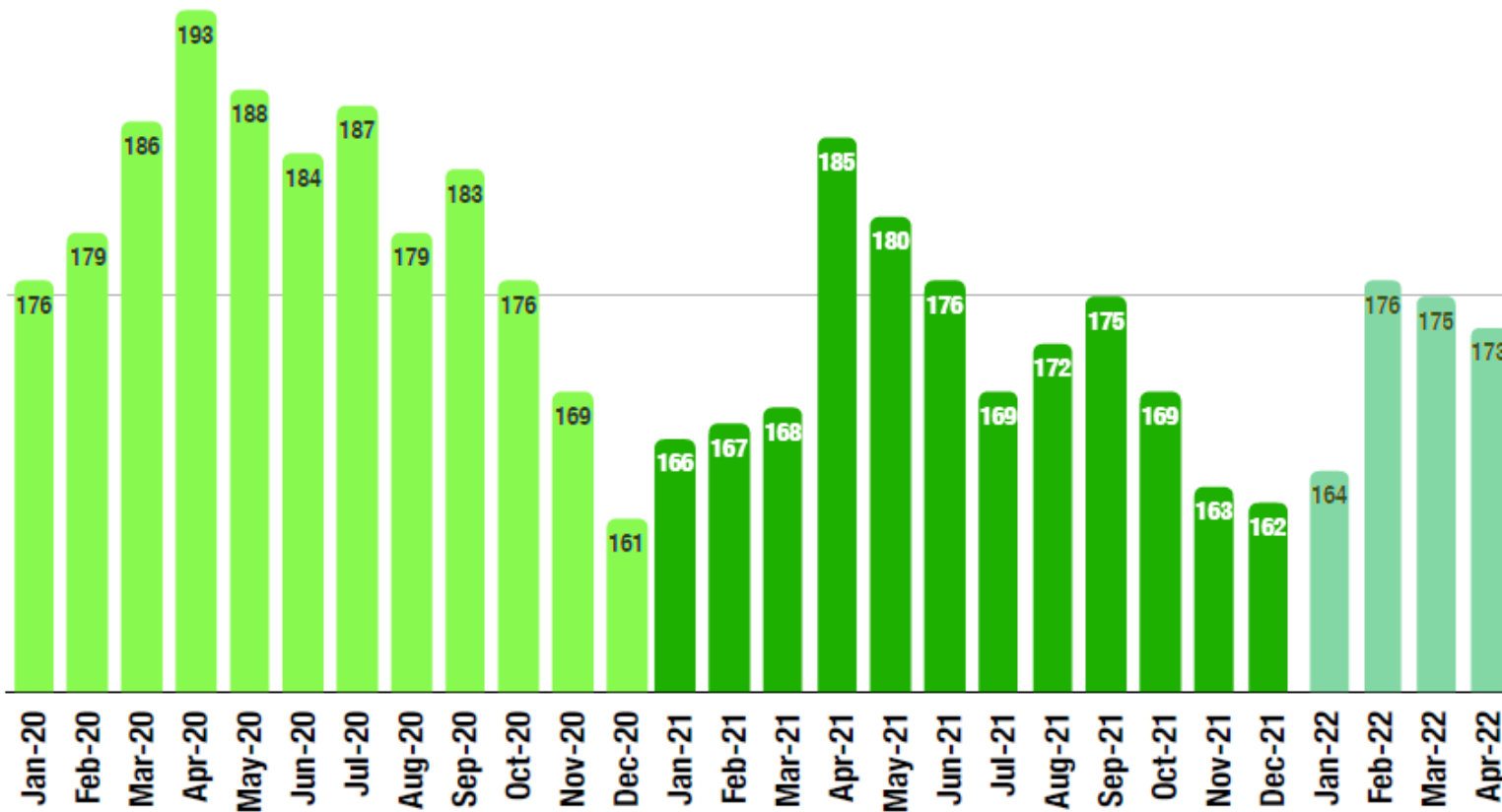
*United Nations
Financial Situation*

Regular budget
Peacekeeping

■ **Tribunals**

Chart 23 - Tribunals Cash Position for 2020-2022

(US\$ millions)



United Nations
Financial Situation

Regular budget
Peacekeeping
Tribunals

Chart 24 - Overview

(US\$ millions)



		31-Dec-20	31-Dec-21	30-Apr-21	30-Apr-22
Assessments	Regular budget	2,867	2,955	2,955	2,934
	Peacekeeping*	6,593	3,996	804	3,076
	Tribunals	80	82	82	72
Unpaid assessments	Regular budget	808	434	1,427	1,581
	Peacekeeping	3,184	1,382	2,485	2,826
	Tribunals	55	52	86	91
Cash on Hand**	Regular budget	(160)	307	1,401	1,101
	Peacekeeping	2,673	2,194	2,068	1,996
	Tribunals	161	162	185	173
Outstanding Payments to Member States***	Peacekeeping	158	138	151	123

* Peacekeeping assessments by April 2022 were higher compared to the same period in 2021, due to the timing of decision on scale of assessment rates applicable to 2022.

** Not including reserves

*** Not including letters of assist, and death and disability claims

Chart 25 - All Assessments

Paid in full at 5 May 2022: 43 Member States*

Armenia	Georgia	Poland
Australia	Germany	Portugal
Austria	Hungary	Qatar
Azerbaijan	Iceland	Singapore
Bahrain	India	Slovakia
Barbados	Ireland	South Africa
Belgium	Italy	Spain
Botswana	Japan	Sweden
Brunei Darussalam	Kyrgyzstan	Switzerland
Bulgaria	Latvia	Tuvalu
Canada	Liechtenstein	
Cuba	Luxembourg	
Cyprus	Malaysia	
Ethiopia	Monaco	
Finland	Nauru	
France	Netherlands	
	New Zealand	



*United Nations
Financial Situation*

*Compared to 47 Member States at 7 May 2021